



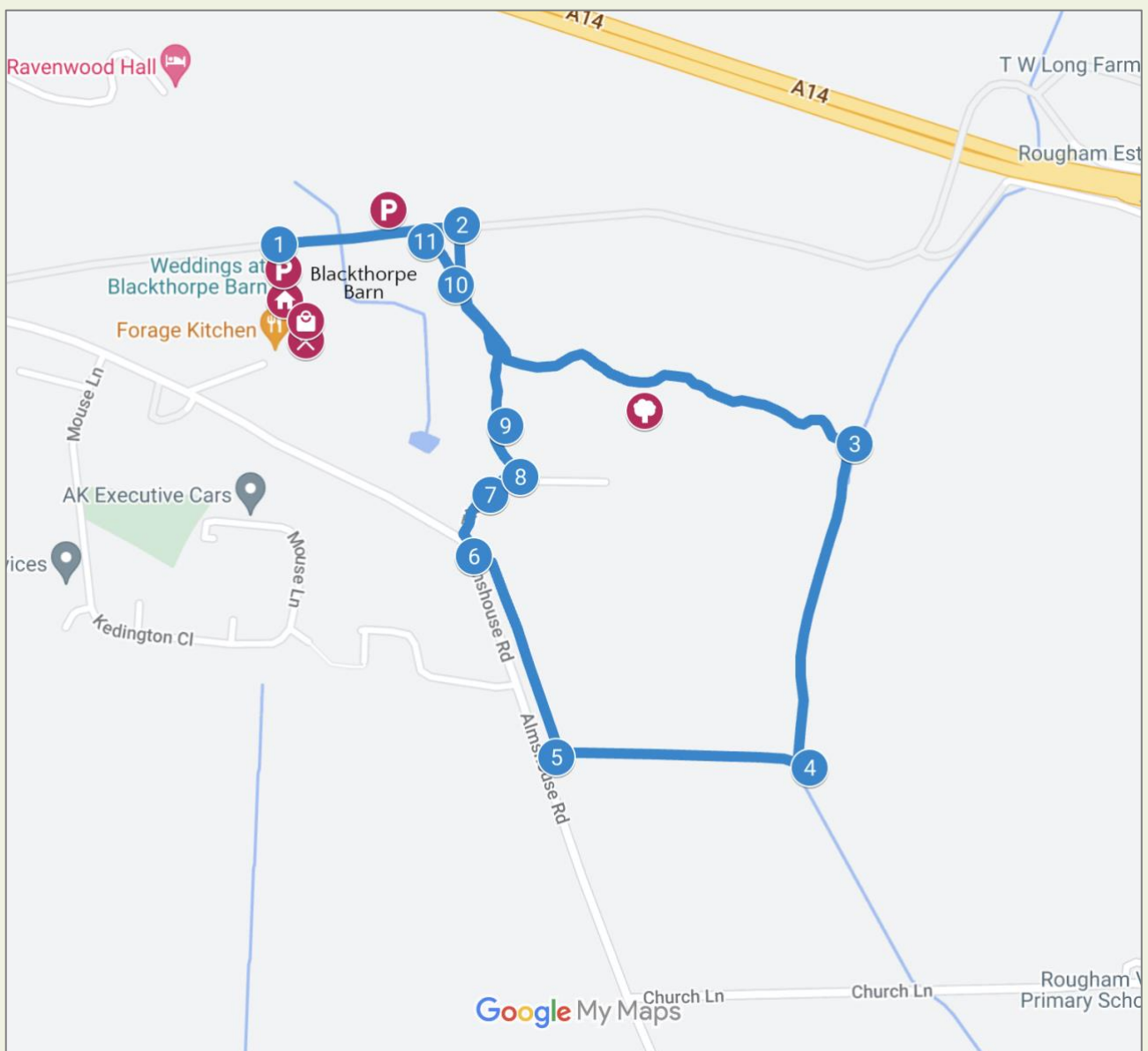
Downs Wood and Footpath

 Time taken: 30 minutes

 Distance: 1.2 miles

 Difficulty: Easy

Map



Waypoints

This walk takes you through the Downs Wood and on the far side takes you round some beautiful paths with views of Rougham Church before returning to the Blackthorpe Barn through the wood again.





1. From Blackthorpe Barn turn right and pass through the carparks along the concrete road until you reach the Downs Wood on your right.



2. A path leads into the wood shortly after you reach its boundary. Follow this path, past some old air raid shelters on your right which are left over from the old airbase located here in Rougham during the Second World War. Shortly after the second air raid shelter, bear left and then turn left after about 50 metres. Follow through the wood to the far end.



3. At this point turn right at a T junction. Follow this path out of the wood with a hedge on your left. You will see Rougham Church appear through the hedgerow. Follow this path until it meets a path crossing your path.



4. Turn right down this path and follow it between the fields until you meet the public road in front of you. Here you will find a poop bin, which might prove useful.

5. Turn right here and follow along the edge of the field, with the road on your left until you reach the end of the field.



6. Here, turn slightly left and onto the pavement as you approach some houses called The Downs and named after the wood behind.

7. Follow this pavement round to the right as you walk down the roadway between the two rows of houses. After passing a pair of semi-detached bungalows and then a pair of semi-detached houses on your left you will find an entrance to the wood on your left behind a garage.



8. Enter the wood here and follow the path straight ahead. The path forks as you continue after 50 metres.

9. Take the right fork and continue. You then reach an island in the path ahead and can pass either side of it but continue in a straight line further on until you see a small path lead off to the left.



10. Follow this small path to the left, out of the wood. You will now have reached one of the further carpark of Blackthorpe Barn.
11. Walk slightly right as you approach the road through the carparks. Turn left onto the road and follow through to the end where you will see signs directing you to the Roots Café for some well-earned refreshment.

The walk starts and ends at Blackthorpe Barn, where you can find plenty of free parking as well as Roots Café and the Garden Room shop.

Please remember that the gates to the avenue entrance are locked after the Café and Shop close.

We hope you enjoy your walk!

More information from roughamestate.com